

General Information (Origin of Request)		
<input type="checkbox"/> User Requirements (URD) <input checked="" type="checkbox"/> Other User Functional or Technical Documentation (SYS)		
Request raised by: 4CB	Institute: 4CB	Date raised: 09/07/2015
Request title: Editorial Change Request on GFS, UDFS and UHB		Request ref. no: T2S 0529 SYS
Request type: Common		Urgency: Normal
1. Legal/business importance parameter: Low	2. Market implementation efforts parameter: Low	
3. Operational/Technical risk parameter: Low	4. Financial impact parameter: No cost impact	
Requestor Category: 4CB	Status: Authorised at Steering Level	

Description of requested change:

Editorial changes regarding GFS V5.0, UDFS V2.0 and UHB V2.0

Reason for change and expected benefits/business motivation:

The Editorial changes listed below are either related to GFS V5.0 or UDFS/UHB V2.0. Their incorporation into the updated GFS V5.1 and UDFS/UHB V2.1 is required for clarifying the documentation underlying the software. Please note that the changes referring to UDFS V2.0 will also be reflected, when relevant, into the schema documentation published in MyStandards.

- 1 EUROSISTEM UPDATE: page 7 (GFS-Section 1.3 Reference Documents); Amendment of the wording due to GFS update..... 4
- 2 EUROSISTEM UPDATE: pages 2-1546 (Typo in the footer), page 728 (UDFS-Section 2.3.3.1 Business Validation), page 736 (UDFS-Section 2.3.4.2 Conditional Delivery (CoSD) Detection), page 738 (UDFS-Section 2.3.4.2.1 Settlement Securities CoSD blocking), page 806 (UDFS-Section 2.13.3.2 Outbound Message), page 810 (UDFS-Section 2.15.3.2 Outbound Message), page 814 (UDFS-Section 2.16.3.2 Outbound Message), page 821 (UDFS-Section 2.17.3.2 Outbound Message), page 826 (UDFS-Section 2.18.3 Inbound and outbound messages), page 838 (UDFS-Section 2.20.2.3 Static Data Maintenance Execution), page 839 (UDFS-Section 2.21.1 Presentation), page 903 (UDFS-Section 3.3.1.7 AccountListReportV01 (acmt.026.001.01)), page 1045 (UDFS-Section 3.3.3.31.3 The specific usage of the message), page 1136 (UDFS-Section 3.3.6.13.3 The specific usage of the message), page 1510 (UDFS-Section 4.3.1 Business References); Correction of typos..... 4
- 3 EUROSISTEM UPDATE [PBI-154859]: page 146 (UDFS-Section 1.3.3.1.2 Privilege), page 888 (UHB-Section 2.5.4.15 T2S Dedicated Cash Accounts – Search/List Screen), page 2040 (UHB-Section 6.3.3.188 T2S Dedicated Cash Account – Details Screen), page 2041 (UHB-Section 6.3.3.190 T2S Dedicated Cash Accounts – Search/List Screen); Update of Privileges 6
- 4 EUROSISTEM UPDATE: page 255 (UDFS - Section 1.6.1.1.3 Validation Process); Correction of a typo..... 7
- 5 EUROSISTEM UPDATE: page 338 (UDFS-Section 1.6.1.9.2 Prioritisation); Updates regarding clarifications as relates to the rules for default reserved priority 7
- 6 EUROSISTEM UPDATE [T2SQ-4344]: page 395, 408 (UDFS Section 1.6.1.10.3 Realignment process); Update of RECE Receiving Settlement Parties within the tables relating to examples 124 and 128..... 8
- 7 EUROSISTEM UPDATE [T2SQ-3639]: page 436 (UDFS-Section 1.6.1.12.3 Conditional settlement process); Clarification of securities account impacted by CoSD in external-CSD scenario..... 10

- 8 EUROSISTEM UPDATE [T2SQ-4509]: page 504 (UDFS-Section 1.6.2.2.3 Central bank collateralisation limit management process), page 510 (UDFS-Section 1.6.2.2.4 Limits set by payment/settlement banks management process); Correction of reference to automatic creation of limits 10
- 9 EUROSISTEM UPDATE [T2SQ-4354]: page 588 (UDFS-Section 1.6.3.3.5 Lifecycle of static data objects); Clarification regarding static data objects with limited validity period 11
- 10 EUROSISTEM UPDATE [T2SQ-4507]: page 854 (section 2.26.3 File Format Specifications): correction of typo 11
- 11 EUROSISTEM UPDATE [T2SQ-4411]: page 967 (UDFS-Section 3.3.3.13.1 LiquidityCreditTransferV03 (camt.050.001.03)); Update of the instruction types of the message camt.050..... 11
- 12 EUROSISTEM UPDATE [T2SQ-4327]: page 1044 (UDFS-Section 3.3.3.31 BillingReportV01 (camt.077.001.01)); 12
- 13 EUROSISTEM Update [T2SQ-4535]: page 1087 (UDFS-Section 3.3.5.1 BusinessApplicationHeaderV01 (head.001.001.01)); Correction of typo 12
- 14 EUROSISTEM UPDATE [T2SQ-4460, PBI000000155668, PBI000000153194]: page 1107 (UDFS Section 3.3.6.4 SecurityActivityAdviceV01 (reda.009.001.01)), page 1172 (UDFS Section 3.3.6.29 SecuritiesAccountActivityAdviceV01 (reda.035.001.01)), page 1182 (UDFS Section 3.3.6.35 PartyActivityAdviceV01 (reda.041.001.01)); clarifications regarding the use of field names within these messages 12
- 15 EUROSISTEM UPDATE [INC-154159; PBI-152218; INC-161330]: page 1115 (UDFS-Section 3.3.6.6 SecurityReportV01 (reda.012.001.01)), page 1138 (UDFS-Section 3.3.6.14 SecuritiesAccountStatusAdviceV01 (reda.020.001.01)), page 1142 (UDFS-Section 3.3.6.15 SecuritiesAccountReport V01 (reda.021.001.01)), page 1158 (UDFS-Section 3.3.6.22 CollateralDataStatusAdviceV01 (reda.028.001.01)), page 1161 (UDFS-Section 3.3.6.23 SecurityMaintenanceStatusAdviceV01 (reda.029.001.01)), page 1164 (UDFS-Section 3.3.6.24 SecurityDeletionStatusAdviceV01 (reda.029.001.01)), page 1171 (UDFS-Section 3.3.6.28 SecuritiesAuditTrailReportV01 (reda.034.001.01)), page 1176 (UDFS-Section 3.3.6.31 SecuritiesAccountAuditTrailReportV01 (reda.037.001.01)), page 1181 (UDFS-Section 3.3.6.34 CashAccountAuditTrailReportV01 (reda.040.001.01)), page 1186 (UDFS-Section 3.3.6.37 Party Audit Trail Report V01 (reda.043.001.01)), page 1187 (UDFS-Section 3.3.6.38 EligibleCounterpartCSDStatusAdviceV01 (reda.044.001.01)), page 1201 (UDFS-Section 3.3.6.44 AccountLinkStatusAdviceV01 (reda.051.001.01)): Message documentation to include specific comment..... 13
- 16 EUROSISTEM UPDATE [T2SQ-4185]: page 1138 (UDFS-Section 3.3.6.14 SecuritiesAccountStatusAdviceV01 (reda.020.001.01)); 13
- 17 EUROSISTEM UPDATE [INC-159645]: page 1145 (UDFS-Section 3.3.6.16 PartyModificationRequestV01 (reda.022.001.01)): Message documentation to include specific comment..... 14
- 18 EUROSISTEM UPDATE [T2SQ-4491]: page 1162 (UDFS-Section 3.3.6.23.3 SecurityMaintenanceStatusAdviceV01 (reda.029.001.01)); Correction of typo 14
- 19 EUROSISTEM UPDATE [T2SQ-4328]: page 1230 (UDFS-Section 3.3.7.7 SecuritiesTransactionPendingReportV03 (semt.018.001.03)); Correction of invalid intended settlement dates within the example on MyStandards..... 15
- 20 EUROSISTEM UPDATE [T2SQ-4337]: page 1245 (UDFS-Section 3.3.7.13 SecuritiesSettlementTransactionQueryResponseV01 (semt.027.001.01)); Correction of invalid T2S-Mapping note for the message element Settlement Amount / Amount 15
- 21 EUROSISTEM UPDATE [T2SQ-3227]: pages 1282-1290 (UDFS-Section 3.3.8.4.2 SecuritiesSettlementTransactionInstructionV03 (sese.023.001.03)); Correction of the mapping of business rules on message sese.023..... 15

- 22 EUROSYSYSTEM UPDATE [T2SQ-4367]: page 1316 (UDFS-Section 3.3.8.6 SecuritiesSettlementTransactionConfirmationV03 (sese.025.001.03));..... 17
- 23 EUROSYSYSTEM UPDATE [T2SQ-4545]: page 1326 (UDFS - Section 3.3.8.8 SecuritiesSettlementTransactionAllegementNotificationV03(sese.028.001.003)). Correction of example for message sese.028..... 17
- 24 EUROSYSYSTEM UPDATE: page 1390 (UDFS-Section. 4.1 Index of Business Rules and Error Codes); Update of reason code..... 17
- 25 EUROSYSYSTEM UPDATE: page 43 (UHB-Section 1.1 Overview of the User Handbook); Clarification of the introduction of the UHB due to the upcoming change of status of T2S from project to product..... 18
- 26 EUROSYSYSTEM UPDATE [PBI-155045]: page 146 (UHB-Section 2.2.2.12 Intra-Position Movement – Details Screen), page 203 (UHB-Section 2.2.2.18 Settlement Instruction – Details Screen), page 377 (UHB-Section 2.3.3.6 Intra-Balance Movement – Details Screen); Update of 'Actual Settlement Date and Time' and 'Final Settlement Date and Time' fields 18
- 27 EUROSYSYSTEM UPDATE [T2SQ-4326]: page 239 (UHB-Section 2.2.2.19 Settlement Instruction – New Screen); Update of 'Allowed Modification Flag' field description 18
- 28 EUROSYSYSTEM UPDATE: page 301 (UHB-Section 2.3.1.10 T2S DCA Balance – Search/List Screen), page 2587 (UHB-Section 6.4.2.188 T2S DCA Balance – Search/List Screen); Update of business rules..... 19
- 29 EUROSYSYSTEM UPDATE [PBI-155275]: page 650 (UHB-Section 2.5.1.5 Party – Details Screen), page 658 (UHB-Section 2.5.1.6 Party – New/Edit Screen), page 680 (UHB-Section 2.5.1.9 Technical Addresses Network Services Link – New/Edit Screen), page 2009 (UHB-Section 6.3.3.129 Party – Details Screen), page 2009 (UHB-Section 6.3.3.130 Party – New/Edit Screen), page 2042 (UHB-Section 6.3.3.192 Technical Addresses Network Services Link – New/Edit Screen); Update of Privileges..... 19
- 30 EUROSYSYSTEM UPDATE: page 730 (UHB-Section 2.5.2.9 Securities Valuation – New Screen), page 1890 (UHB-Section 6.1 Indication of Usage), pages 2355-2362 (UHB-Section 6.4.2.133 Party – New/Edit Screen); Correction of typos 21
- 31 EUROSYSYSTEM UPDATE [T2SQ-4376]: page 750 (UHB-Section 2.5.3.1 CSD Account Links – Search/List Screen), page 760 (UHB-Section 2.5.3.2 CSD Account Link – New/Edit Screen), page 796 (UHB-Section 2.5.3.7 Securities Accounts Links – Search/List Screen), page 803 (UHB-Section 2.5.3.8 Securities Accounts Link – New/Edit Screen), page 1368 (UHB-Section 3.13.3.6 Link a Securities Account to a T2S Dedicated Cash Account for Cash Settlement Purpose), page 1379 (UHB-Section 3.13.4.6 Link a Securities Account to a T2S Dedicated Cash Account for Cash Settlement Purpose), page 1388 (UHB-Section 3.13.5.5 Link a Securities Account to a T2S Dedicated Cash Account for Cash Settlement Purpose); Update of links 23
- 32 EUROSYSYSTEM UPDATE: page 855 (UHB-Section 2.5.4.9 Standing/Predefined Liquidity Transfer Orders – Search/List Screen), page 867 (UHB-Section 2.5.4.11 Standing/Predefined Liquidity Transfer Order – New/Edit Screen), page 904 (UHB-Section 2.5.4.17 T2S Dedicated Cash Account – New/Edit Screen); Update of the format descriptions of 'Amount' fields..... 24
- 33 EUROSYSYSTEM UPDATE: pages 951-952 (UHB-Section 2.5.6.7 Grant/Revoke Object Privilege – New/Edit Screen), pages 2207-2208 (UHB-Section 6.4.2.82 Grant/Revoke Object Privilege – New/Edit Screen); Update of business rules 25
- 34 EUROSYSYSTEM UPDATE [T2SQ-4364]: page 1233 (UHB-Section 3.2.2 Configuration of a Privilege (Two-Step Approach)); Update of privileges related to the party administrator..... 27
- 35 EUROSYSYSTEM UPDATE [T2SQ-4435]: pages 1566-1569 (UHB-Section 5.2.4.5 COLL.02 - T2SDCA: Settled or Cancelled (automatic or manual) Collateralisation Instructions – Search Screen), pages 1569-(UHB-Section 5.2.4.6 COLL.02 - T2SDCA: Settled or Cancelled

(automatic or manual) Collateralisation Instructions – List Screen); Update of context, field descriptions and screenshot to remove cancelled Collateral and Relocation details..... 27

- 36 EUROSYSYSTEM UPDATE [T2SQ-4368]: page 2034 (UHB-Section 6.3.3.173 Settlement Instructions – Search/List Screen); Update the privilege type for the Settlement Instruction Query to be aligned with UDFS 30
- 37 EUROSYSYSTEM UPDATE: UDFS Section 1.6.5.7.6 Billing data collection process v2.0 page 670 table 162 Items charged to CSDs (Settlement Services Category) 30

Proposed wording for the Change request:

1 EUROSYSYSTEM UPDATE: page 7 (GFS-Section 1.3 Reference Documents); Amendment of the wording due to GFS update

Update of the GFS by amending the wording of the respective section.
--

GFS-Chapter 1.3 Reference Documents, page 7

The present version 5.0~~1~~ of the GFS relies on the version 5.0~~3~~~~4~~ of the T2S User Requirements document ~~published for the March 2013 Governing Council~~.

2 EUROSYSYSTEM UPDATE: pages 2-1546 (Typo in the footer), page 728 (UDFS-Section 2.3.3.1 Business Validation), page 736 (UDFS-Section 2.3.4.2 Conditional Delivery (CoSD) Detection), page 738 (UDFS-Section 2.3.4.2.1 Settlement Securities CoSD blocking), page 806 (UDFS-Section 2.13.3.2 Outbound Message), page 810 (UDFS-Section 2.15.3.2 Outbound Message), page 814 (UDFS-Section 2.16.3.2 Outbound Message), page 821 (UDFS-Section 2.17.3.2 Outbound Message), page 826 (UDFS-Section 2.18.3 Inbound and outbound messages), page 838 (UDFS-Section 2.20.2.3 Static Data Maintenance Execution), page 839 (UDFS-Section 2.21.1 Presentation), page 903 (UDFS-Section 3.3.1.7 AccountListReportV01 (acmt.026.001.01)), page 1045 (UDFS-Section 3.3.3.31.3 The specific usage of the message), page 1136 (UDFS-Section 3.3.6.13.3 The specific usage of the message), page 1510 (UDFS-Section 4.3.1 Business References); Correction of typos

Update of the UDFS by amending several minor typos and adding missing links.
--

Typo in the footer, pages 2-1546

Page 2 of 1546

The following pages need to be aligned accordingly.

UDFS-Chapter 2.3.3.1 (Business Validation), page 728

T2S checks whether the Settlement Instruction passes the Business Validation including privilege check (See section 1.6.1.1 "Business Validation"). The result of this check can be:

UDFS-Chapter 2.3.4.2 (Conditional Delivery (CoSD) Detection), page 736

- The counterparty is also notified with a "Counterparty's Settlement Instruction On Hold" SecuritiesSettlementTransactionStatusAdvice";

UDFS-Chapter 2.3.4.2.1 (Settlement Securities CoSD blocking), page 738

In addition, the instructing T2S Actor and each involved administering party are provided with a "CoSD awaiting from Administering Party" SecuritiesSettlementTransactionStatusAdvice related to the incoming Settlement Instruction on which applied the CoSD rules.

The link for "CoSD awaiting from Administering Party" SecuritiesSettlementTransactionStatusAdvice needs to be completed.

[UDFS-Chapter 2.13.3.2 Outbound message, page 806](#)

[2.13.3.2 Outbound Messages](#)

[UDFS-Chapter 2.15.3.2 Outbound Message, page 810](#)

[2.15.3.2 Outbound Messages](#)

[UDFS-Chapter 2.16.3.2 Outbound Message, page 814](#)

[2.16.3.2 Outbound Messages](#)

[UDFS-Chapter 2.17.3.2 Outbound Message, page 821](#)

[2.17.3.2 Outbound Messages](#)

[UDFS-Chapter 2.18.3 Inbound and outbound messages, page 826](#)

QUERY TYPE	INPUT		OUTPUT			
	QUERY MESSAGE		QUERY RESPONSE MESSAGE FOR OPERATIONAL ERROR		QUERY RESPONSE MESSAGE FOR BUSINESS DATA	
	ISO MESSAGE	ISO CODE	ISO MESSAGE/ MESSAGE USAGE	ISO CODE	ISO MESSAGE/ MESSAGE USAGE	ISO CODE
Static Data Audit Trail Query for Securities Data	SecuritiesAuditTrailQuery	reda.033.01.01	SecuritiesAuditTrailReport	reda.034.001.01	SecuritiesAuditTrailReport	reda.034.001.01
Static Data Audit Trail Query for T2S Dedicated Cash Account Data	CashAccountAuditTrailQuery	reda.039.01.01	CashAccountAuditTrailReport	reda.040.001.01	CashAccountAuditTrailReport	reda.040.001.01
Securities Reference Data Query	SecuritiesQuery	reda.010.01.01	SecuritiesReport / "Securities Reference Data Response"	reda.012.001.01	SecuritiesReport / "Securities Reference Data Response"	reda.012.001.01
ISIN List Query	SecuritiesQuery	reda.010.01.01	SecuritiesReport / "ISIN List Response"	reda.012.001.01	SecuritiesReport / "ISIN List Response"	reda.012.001.01
Securities Deviating Nominal Query	SecuritiesQuery	reda.010.01.01	SecuritiesReport / "Securities Deviating Nominal Response"	reda.012.001.01	SecuritiesReport / "Securities Deviating Nominal Response"	reda.012.001.01
Securities CSD Link Query	SecuritiesQuery	reda.010.01.01	SecuritiesReport / "Securities CSD Link Response"	reda.012.001.01	SecuritiesReport / "Securities CSD Link Response"	reda.012.001.01

[UDFS-Chapter 2.20.2.3 Static Data Maintenance Execution, page 838](#)

- **[Night-time Sequence Not Running or No Impact on Settlement]** In which case the request is executed and the user is notified via a "Completed" SD Maintenance Request Status message. If required, T2S performs also a revalidation of instructions affected by this change (see section 1.6.1.1.5 "Revalidation

process”) and/or a forced auto-collateralisation reimbursement (see section 1.6.2.2.3 “Central bank collateralisation limit management process”).

UDFS-Chapter 2.21.1 Presentation, page 839

2.21.1 Presentation [Introduction](#)

This generic use case covers all the situations where a T2S Actor wants to perform a Static Data Restriction process on a specific SD object:

UDFS-Chapter 3.3.1.7 AccountListReportV01 (acmt.026.001.01), page 903

3.3.1.7 AccountListReportV01 (acmt.026.001.01)

3.3.1.7.1 Overview and scope of the message

This chapter illustrates the AccountListReportV01 message.

The AccountListReportV01 is sent by T2S to all directly connected T2S Actors to provide with requested T2S Dedicated Cash Account information.

3.3.1.7.12 The T2S-specific schema

3.3.1.7.23 The message in business context

UDFS-Chapter 3.3.3.31.3 The specific usage of the message, page 1045

3.3.3.31.3 The specific usage of the message [The message in business context](#)

UDFS-Chapter 3.3.6.13.3 The specific usage of the message, page 1136

3.3.6.13.3 The specific usage of the message [The message in business context](#)

UDFS-Chapter 4.3.1 Business References, page 1510

- Used for the reporting of status changes of Settlement Instructions (i.e. status advices and confirmations). Upon acceptance of a Settlement Instruction, all the related status advices and confirmations will include this reference in either the Account Owner Transaction Identification, or in the Account Servicer Transaction Identification or in the Processor Transaction Identification. The T2S Actor Reference is reported back in the Account Owner Transaction Identification, Account Servicer Transaction Identification or Processor Transaction Identification depending on the Instructing Party of the instruction (see section 4.3.2 "Reporting of the T2S Actor Reference").

3 EUROSYSTEM UPDATE [PBI-154859]: page 146 (UDFS-Section 1.3.3.1.2 Privilege), page 888 (UHB-Section 2.5.4.15 T2S Dedicated Cash Accounts – Search/List Screen), page 2040 (UHB-Section 6.3.3.188 T2S Dedicated Cash Account – Details Screen), page 2041 (UHB-Section 6.3.3.190 T2S Dedicated Cash Accounts – Search/List Screen); Update of Privileges

Update of the privileges sections of the UDFS V2.0 and UHB V2.0 by adding the ‘T2S Dedicated Cash Account Reference Data Query’ and ‘T2S Dedicated Cash Account List Query’ privileges to all applicable screens and the related object type ‘T2S Dedicated Cash Account’.

UDFS-Chapter 1.3.3.1.2 Privilege, page 146

PRIVILEGE	T2S USER FUNCTION (MESSAGE)	PRIVILEGE TYPE	OBJECT TYPE	DEFAULT DATA SCOPE
T2S Dedicated Cash Account Reference Data Query	T2S Dedicated Cash Account Reference Data Query	Object	T2S Dedicated Cash Account Party	T2S Dedicated Cash Accounts within own System Entity (for CB) or owned by own Party (for Payment Bank)
T2S Dedicated Cash Account List Query	T2S Dedicated Cash Account List Query	Object	Party T2S Dedicated Cash Account	T2S Dedicated Cash Accounts within own System Entity (for CB) or owned by own Party (for Payment Bank)

UHB-Chapter 2.5.4.15 T2S Dedicated Cash Accounts – Search/List Screen, page 888**Privileges**

To use this screen, you need the following privileges [**Error! Bookmark not defined.**]:

- T2S dedicated cash account list query
- Delete T2S dedicated cash account
- [T2S dedicated cash account reference data query](#)

UHB-Chapter 6.3.3.188 T2S Dedicated Cash Account – Details Screen (List of Privileges), page 2040

Privilege	Privilege Code	Privilege Type	Object Types	Screen Criteria
T2S Dedicated Cash Account Reference Data Query	DCQ_T2SDedicCashAccReferD ataQuery	Object	Party T2S Dedicated Cash Account	n/a

UHB-Chapter 6.3.3.190 T2S Dedicated Cash Accounts – Search/List Screen (List of Privileges), page 2041

Privilege	Privilege Code	Privilege Type	Object Types	Screen Criteria
T2S Dedicated Cash Account List Query	DCQ_T2SDedicatedCashAccListeListQuery	Object	Party T2S Dedicated Cash Account	n/a
T2S Dedicated Cash Account Reference Data Query	DCQ_T2SDedicCashAccReferD ataQuery	Object	T2S Dedicated Cash Account	Details Button

4 EUROSYSTEM UPDATE: page 255 (UDFS - Section 1.6.1.1.3 Validation Process); Correction of a typo

Update of the UDFS by amending a typo on the Validation Process for the Business Validation within Settlement Application Process Description.

UDFS-Chapter 1.6.1.1.3 Validation Process, page 255

- When the Instructing Party is not the Investor CSD, the Technical Issuer CSD ~~of~~ [or](#) the issuer CSD of the ISIN Code specified in the Settlement Instruction or in the Settlement 6 Restriction on securities, the current Business Day should be earlier than the Maturity date of the Security, as example below:

5 EUROSYSTEM UPDATE: page 338 (UDFS-Section 1.6.1.9.2 Prioritisation); Updates regarding clarifications as relates to the rules for default reserved priority

Update of the UDFS by amending the rules as follows:

- The text describing default rules for 'reserved priority' in the corresponding table 119 will state that these are the definite rules that are configured on T2S, instead of some 'preliminary rules'.

These represent the editorial aspects of CR493 that are addressed here instead.

UDFS-Chapter 1.6.1.9.2 Prioritisation, page 338**Default priority level for Settlement Instruction**

In case no level of priority is indicated in the Settlement Instruction by the T2S Actor, T2S allows setting in the static data, a default value automatically taken into account according to the following data contained in the incoming Settlement Instruction (see section 1.5.1 "Business application configuration"):

- Instruction type (see section 1.2.5 "Instruction Types")
- Party type;
- Party BIC;

- Market type;
- Transaction code.

During the processing of a Settlement Instruction without indicated level of priority, T2S then checks if its content corresponds to a default value set in static data. If yes, this level is automatically taken into account during the settlement processes.

The following [example table illustrate defines the exhaustive list of parameter default-values for reserved priority](#) that are [preliminary](#) set in static data and taken into account during the settlement processes. [In following table, a](#) settlement instruction having no level of priority indicated, is processed with a settlement priority default “Reserved priority”, provided it has the Party Type and the Transaction Code specified in the table.

TABLE 1 – SETTLEMENT PRIORITY DEFAULT – RESERVED PRIORITY

PRIORITY DESCRIPTION	PARAMETER TYPE	PARAMETER VALUE
Reserved priority for a Central Bank operation settlement instruction delivered by a Central Bank	Instruction Type	SI
	Party Type	NCB
	Transaction Code	CNCB ^x
	Priority	0001
Reserved priority for a corporate action settlement instruction delivered by an External CSD	Instruction Type	SI
	Party Type	ECSD
	Transaction Code	CORP
	Priority	0001
Reserved priority for a corporate action settlement instruction delivered by a CSD	Instruction Type	SI
	Party Type	CSD
	Transaction Code	CORP
	Priority	0001

^x [Only Central Banks, in their capacity as CSD participants, should be granted with the privilege to use the CNCB transaction code to assign reserved priority and not any other CSD participants.](#)

6 EUROSYSTEM UPDATE [T2SQ-4344]: page 395, 408 (UDFS Section 1.6.1.10.3 Realignment process); Update of RECE Receiving Settlement Parties within the tables relating to examples 124 and 128

Update of the UDFS by amending the receiving settlement parties for the RECE leg within the tables for examples 124 and 128.

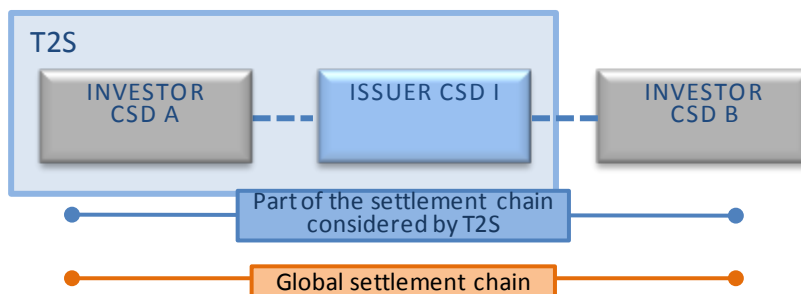
UDFS-Chapter 1.6.1.10.3 Realignment process, page 395

EXAMPLE 1 – RECEIVING INVESTOR CSD EXTERNAL TO T2S

This example describes the case of a settlement where participant A from investor CSD A in T2S is selling securities to participant B from investor CSD B external to T2S and where:

- The investor CSD A in T2S in relationship with the issuer CSD I as technical issuer CSD;
- The investor CSD B external to T2S in relationship with the same issuer CSD I as technical issuer CSD;
- The issuer CSD I in T2S.

DIAGRAM 1 – SETTLEMENT CHAIN RECEIVING INVESTOR CSD EXTERNAL TO T2S



From the perspective of T2S, this scenario appears as a settlement between:

- Participant A which belongs to investor CSD A in T2S;
- The external-CSD B as participant of the issuer CSD I in T2S where it owns an omnibus account.

It is an unconditional In/Out settlement since one investor CSD and the issuer CSD are internal to T2S.

The following business Settlement Instructions are received in T2S:

OPE. ID	INSTRUCTS	SECURITIES ACCOUNT	ISIN CODE	SEC. MVT TYPE	QTY	RECEIVING SETTLEMENT PARTIES		DELIVERING SETTLEMENT PARTIES	
						DEPOSITORY	PARTY	DEPOSITORY	PARTY
SIA	Part A	Part A S/A	ISIN X	DELI	100	CSD B	Part B		
SIB	CSD B (as CSD I part.)	Unknown		RECE	100	CSD B	Part B	CSD A	Part A

UDFS-Chapter 1.6.1.10.3 Realignment process, page 408

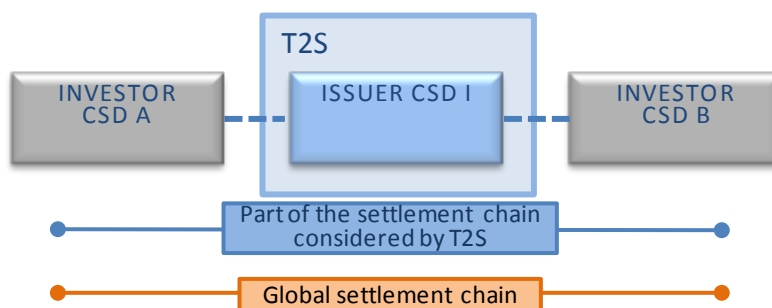
EXAMPLE 2 – TWO INVESTOR CSDs EXTERNAL TO T2S AND ONE ISSUER CSD IN T2S

This example describes the case of an external settlement where participant A of investor CSD A is selling securities to participant B of investor CSD B.

It implies:

- Two investor CSDs A and B external to T2S with the issuer CSD I as technical issuer CSD and as Parent CSD in T2S of these external CSD;
- The issuer CSD I in T2S.

DIAGRAM 2 – SETTLEMENT CHAIN TWO INVESTOR CSDs EXTERNAL TO T2S AND ONE ISSUER CSD IN T2S



From the perspective of T2S, once the involved securities account existing in T2S are identified (see section 1.2.6.5 "Securities accounts"), this scenario appears as a settlement between investors CSD A and CSD B as participants of CSD I.

The following business Settlement Instructions are received in T2S:

OPE. ID	INSTRUCTS	SECURITIES ACCOUNT	ISIN CODE	SEC. MVT TYPE	QTY	RECEIVING SETTLEMENT PARTIES		DELIVERING SETTLEMENT PARTIES	
						DEPOSITOR Y	PARTY	DEPOSITOR Y	PARTY

SIA	CSD A (as CSD I part.)	Unknown	ISIN X	DELI	100	CSD B	Part B	CSD A	Part A
SIB	CSD B (as CSD I part.)	Unknown		RECE	100	CSD B	Part B	CSD A	Part A

7 EUROSISTEM UPDATE [T2SQ-3639]: page 436 (UDFS-Section 1.6.1.12.3 Conditional settlement process); Clarification of securities account impacted by CoSD in external-CSD scenario

Update of the UDFS by adding a footnote regarding the securities account impacted in an external-CSD scenario.

UDFS-Chapter 1.6.1.12.3 Conditional settlement process, page 436

CoSD activation for cross and external CSD settlement

...

- T2S generated CoSD blocking Settlement Restriction(s) is(are) done only on the delivering securities account^x or debited T2S dedicated cash account of the business Settlement Instructions, irrespective on which Settlement Instruction(s) of the CoSD group (i.e. the business Settlement Instructions and the T2S generated realignment Settlement Instructions) the CoSD rules applied.

^x For external CSD scenarios the T2S generated CoSD blocking Settlement Restriction(s) is(are) done only on the first account within the realignment chain defined within T2S (which may be a securities account for cross CSD and external CSD settlement; e.g. Inter-CSD, Omnibus)

8 EUROSISTEM UPDATE [T2SQ-4509]: page 504 (UDFS-Section 1.6.2.2.3 Central bank collateralisation limit management process), page 510 (UDFS-Section 1.6.2.2.4 Limits set by payment/settlement banks management process); Correction of reference to automatic creation of limits

Update of the UDFS by amending the introduction of these two sections to remove any reference to creating limits with zero values. Instead the text will refer to a proposed zero limit value which is in line with the UHB description.

UDFS Chapter 1.6.2.2.3 Central bank collateralisation limit management process, page 504

At the creation of a T2S Dedicated Cash Account of payment/settlement bank by the National Central Bank, a central bank collateralisation limit can be configured by the central bank. T2S proposes ~~is automatically created by T2S with~~ a default limit amount value set to zero which may be updated by. ~~Then~~ the central bank ~~has to update the central bank collateralisation limit~~ to provide intraday credit.

The limit utilisation and limit headroom of the central bank collateralisation limit are updated at the booking of any:

- Collateral Settlement Instructions generated by T2S for the provision of intraday credit;
- Reverse collateral Settlement Instructions generated by T2S and released by the payment/settlement bank or T2S for the reimbursement of already provided intraday credit.

UDFS-Chapter 1.6.2.2.4 Limits set by payment/settlement banks management process, page 510

At the creation of a settlement bank client which uses a T2S Dedicated Cash Account of a payment/settlement bank, a credit memorandum balance with the three limits (external guarantee limit, client-collateralisation limit and unsecured credit limit) is created. T2S proposes default limit amount values set to zero which may be updated by with limit amounts set by default to zero. ~~Then~~ the payment/settlement bank ~~has to update the credit memorandum balance~~ to provide intraday credit.

9 EUROSYSTEM UPDATE [T2SQ-4354]: page 588 (UDFS-Section 1.6.3.3.5 Lifecycle of static data objects); Clarification regarding static data objects with limited validity period

Update of the UDFS by amending the wording to clarify that static data objects are actually valid until the end of the business date corresponding to their Closing Date/Valid To date.

UDFS-Chapter 1.6.3.3.5 Lifecycle of static data objects, page 588

~~When the current business date equals the starting date of the validity period, the static data object becomes valid~~ A static data object becomes valid from the starting business date of the validity period (transition 4).

~~When the current business date equals the final date of the validity period, the static data object becomes no longer valid~~ A static data object is valid until the end of day of the final date of the validity period (transition 6).

10 EUROSYSTEM UPDATE [T2SQ-4507]: page 854 (section 2.26.3 File Format Specifications): correction of typo

Update of the UDFS by amending a typo in the specifications for the securities valuation bulk loading file related to the price type.

UDFS-Chapter 2.26.3 File Format Specifications, page 854

9	<i>Number of decimal digits for price as amount</i>	NUMERIC (4)	Price as efficient amount (i.e. with currency) – number of fractional digits	Example as above
---	---	-------------	---	------------------

11 EUROSYSTEM UPDATE [T2SQ-4411]: page 967 (UDFS-Section 3.3.3.13.1 LiquidityCreditTransferV03 (camt.050.001.03)); Update of the instruction types of the message camt.050

Update of the UDFS by adding the ‘Outbound Liquidity Transfer’ to the instruction types of the description of the LiquidityCreditTransferV03 message.

UDFS-Chapter 3.3.3.13.1 LiquidityCreditTransferV03 (camt.050.001.03), page 967

The LiquidityCreditTransferV03 message is also sent by T2S to an RTGS system (e.g. TARGET2) to arrange liquidity transfers from a T2S Dedicated Cash Account to a cash account in an RTGS system and as well sent by an RTGS system to T2S to arrange a liquidity transfer from a cash account in an RTGS system to a T2S dedicated cash account.

This message is sent to T2S to make the following types of instructions:

- Internal Liquidity Transfer;
- Inbound Liquidity Transfer;
- Outbound Liquidity Transfer.

12 EUROSYSTEM UPDATE [T2SQ-4327]: page 1044 (UDFS-Section 3.3.3.31 BillingReportV01 (camt.077.001.01));

Update of the Service Item List in MyStandards. Several typos as mentioned in T2SQ-4327; e.g.
 - 'System' misspelled as 'Sytem'. For example, Item code '0158' "U2A Query - Outside Congestion Period - Granted Sytem Privileges List Query"
 - Typo for Item code '0429' "GrantedObject Privileges List Query". It needs to be corrected to "Granted Object Privileges List Query"
 - Unnecessary spaces at the end of the Service Item Names have been deleted (e.g. Item code '0139', "U2A Query - Outside Congestion Period - Collateral Value of a Security Query").

The file available on MyStandards will be updated.

13 EUROSYSTEM Update [T2SQ-4535]: page 1087 (UDFS-Section 3.3.5.1 BusinessApplicationHeaderV01 (head.001.001.01); Correction of typo

Update of the Usage Guideline by amending a typo.

UDFS-Chapter 3.3.5.1 BusinessApplicationHeaderV01 (head.001.001.01), page 1087

References/Links

The T2S-specific schema and documentation in HTML/PDF format as well as the message examples are provided outside of this document under the following link:

http://www.swift.com/mystandards/T2S/head.001.001.01_T2S

Usage Guideline on MyStandards, page 32

on head.001.001.01/From/FinancialInstitutionIdentification/FinancialInstitutionIdentification/Other/Identification

- T2S-use:

Incoming messages: Instructing Party/Originator (initiating party) CSD/NCB parent BIC of the CSD Participant or Payment bank.

Outgoing: This field will contain the parent BIC, who **owes** **owns** the business data
 e.g. CSD/NCB.

14 EUROSYSTEM UPDATE [T2SQ-4460, PBI000000155668, PBI000000153194]: page 1107 (UDFS Section 3.3.6.4 SecurityActivityAdviceV01 (reda.009.001.01)), page 1172 (UDFS Section 3.3.6.29 SecuritiesAccountActivityAdviceV01 (reda.035.001.01)), page 1182 (UDFS Section 3.3.6.35 PartyActivityAdviceV01 (reda.041.001.01)); clarifications regarding the use of field names within these messages

Messages reda.009, reda.035 and reda.041 contain tables representing how the various field names will be reported when modified. Update of the UDFS by amending Market-Specific Attributes, where instead of the generic label 'MSA.Value' the software now returns the actual user-defined name of the Market-Specific Attribute, allowing the modified attribute to be identified easily by the user.

UDFS-Chapter 3.3.6.4 SecurityActivityAdviceV01 (reda.009.001.01), page 1107

Market-Specific Security Attribute Value	Value	SecurityMSA.Value <i><actual value of the Market-Specific Attribute Name></i>
--	-------	---

UDFS-Chapter 3.3.6.29 SecuritiesAccountActivityAdviceV01 (reda.035.001.01), page 1172

Market-Specific Securities Account Attribute Value	Value	SecuritiesAccountMSA.Value <actual value of the Market-Specific Attribute Name>
--	-------	---

UDFS-Chapter 3.3.6.35 PartyActivityAdviceV01 (reda.041.001.01), page 1182

Market-Specific Party Attribute Value	Value	PartyMSA.Value <actual value of the Market-Specific Attribute Name>
---------------------------------------	-------	---

MyStandards documentation for reda.009, example file reda.009.001.01_T2S_SecurityStatement_Example.xml
<FldNm>[SecurityName.ShortName](#)</FldNm>

15 EUROSYSTEM UPDATE [INC-154159; PBI-152218; INC-161330]: page 1115 (UDFS-Section 3.3.6.6 SecurityReportV01 (reda.012.001.01)), page 1138 (UDFS-Section 3.3.6.14 SecuritiesAccountStatusAdviceV01 (reda.020.001.01)), page 1142 (UDFS-Section 3.3.6.15 SecuritiesAccountReport V01 (reda.021.001.01)), page 1158 (UDFS-Section 3.3.6.22 CollateralDataStatusAdviceV01 (reda.028.001.01)), page 1161 (UDFS-Section 3.3.6.23 SecurityMaintenanceStatusAdviceV01 (reda.029.001.01)), page 1164 (UDFS-Section 3.3.6.24 SecurityDeletionStatusAdviceV01 (reda.029.001.01)), page 1171 (UDFS-Section 3.3.6.28 SecuritiesAuditTrailReportV01 (reda.034.001.01)), page 1176 (UDFS-Section 3.3.6.31 SecuritiesAccountAuditTrailReportV01 (reda.037.001.01)), page 1181 (UDFS-Section 3.3.6.34 CashAccountAuditTrailReportV01 (reda.040.001.01)), page 1186 (UDFS-Section 3.3.6.37 Party Audit Trail Report V01 (reda.043.001.01)), page 1187 (UDFS-Section 3.3.6.38 EligibleCounterpartCSDStatusAdviceV01 (reda.044.001.01)), page 1201 (UDFS-Section 3.3.6.44 AccountLinkStatusAdviceV01 (reda.051.001.01)) :
Message documentation to include specific comment

When migrating message documentation into MyStandards, 'T2S-Use' annotation has been removed for the MessageIdentifier of the select messages. New annotation will be added to include the "NONREF" value for the Identifier of the messages.

16 EUROSYSTEM UPDATE [T2SQ-4185]: page 1138 (UDFS-Section 3.3.6.14 SecuritiesAccountStatusAdviceV01 (reda.020.001.01));

Update of the MyStandards documentation by amending the definition of the field /Document/SctiesAcctStsAdvc/MsgId/Id. It always contains the standard value NONREF, since the message is generated by T2S and has no identifier that can be assigned by the user.

MyStandards documentation for reda.020, field /Document/SctiesAcctStsAdvc/MsgId/Id:
Definition

~~Unique identifier of the document (message) assigned by the sender of the document.~~ **Populated with standard value NONREF.**

17 EUROSYSYSTEM UPDATE [INC-159645]: page 1145 (UDFS-Section 3.3.6.16

PartyModificationRequestV01 (reda.022.001.01) : Message documentation to include specific comment

The Valid From of an existing Party Name is not modifiable. This will be made explicit in the message documentation by updating the usage of the Valid From element for the Party Name component for the “update” business case.

18 EUROSYSYSTEM UPDATE [T2SQ-4491]: page 1162 (UDFS-Section 3.3.6.23.3

SecurityMaintenanceStatusAdviceV01 (reda.029.001.01)); Correction of typo

Update of the UDFS by amending a typo. ISO codes QUED and REJT are both referred to as “rejection” codes, when in fact only REJT represents a rejection.

UDFS-Chapter 3.3.6.23.3 SecurityMaintenanceStatusAdviceV01 (reda.029.001.01), page 1162
Message usage: Queued

This message usage describes a security maintenance status advice message sent by T2S when a maintenance request has been queued.

Specific message requirements

Field for Status is filled with ~~rejection~~ status code “QUED”.

MESSAGE ITEM	DATA TYPE / CODE	UTILISATION
Identification Document/SctyMntncStsAdvc/PrcgSts/Prtry/PrtryS	Exact4AlphaNumericText_Status_T2S	Fixed value "QUED"
ProprietaryReason Document/SctyMntncStsAdvc/PrcgSts/Prtry/PrtryR	ProprietaryReason3	Details for reason

Message usage example: reda.029.001.01_T2S_Queued_Example.xml

In this example processing for a security maintenance request sent with reference “SAMPLET2SUPDSEC” has been queued. Thus the sender originating the request is notified with the status advice.

The file contains a message with the sample data.

Message usage: Completed

This message usage describes a security maintenance status advice message sent by T2S when a maintenance request has been successfully processed.

Specific message requirements

Field for Status is filled with ~~rejection~~ status code “COMP”.

19 EUROSYSTEM UPDATE [T2SQ-4328]: page 1230 (UDFS-Section 3.3.7.7 SecuritiesTransactionPendingReportV03 (semt.018.001.03)); Correction of invalid intended settlement dates within the example on MyStandards

The example for semt.018 within MyStandards contains future ISDs. 2 Transactions present within the pending report must not be for future ISDs and should instead be for the current settlement day. Update of the example available on MyStandards by amending the current value of the 7th of January 2015 to the 6th of January 2015.

UDFS Chapter 3.3.7.7 SecuritiesTransactionPendingReportV03 (semt.018.001.03), page 1230
 Example, present on MyStandards and available via link in the UDFS, will amended.

20 EUROSYSTEM UPDATE [T2SQ-4337]: page 1245 (UDFS-Section 3.3.7.13 SecuritiesSettlementTransactionQueryResponseV01 (semt.027.001.01)); Correction of invalid T2S-Mapping note for the message element Settlement Amount / Amount

The T2S-Mapping note for the semt.018 message element Transactions / Transaction / Transaction Detail /Settlement Amount/ Amount within MyStandards is incorrect. Update of the existing T2S-Mapping ‘Original Settlement Amount: Settlement Instruction’ by replacing with the following: ‘Original Settlement Amount: Settlement Instruction for unmatched instructions; or Matched Settlement Amount: Matching Object for matched instructions’.

UDFS Chapter 3.3.7.13 SecuritiesSettlementTransactionQueryResponse (semt.027.001.01), page 1245
 T2S-Mapping Note, present on MyStandards and available via link in the UDFS, will amended.

21 EUROSYSTEM UPDATE [T2SQ-3227]: pages 1282-1290 (UDFS-Section 3.3.8.4.2 SecuritiesSettlementTransactionInstructionV03 (sese.023.001.03)); Correction of the mapping of business rules on message sese.023

Update of the UDFS by amending the use of the BR MVCP010 (‘For Already Matched Settlement Instructions, the sender of a Settlement Instruction must be authorised to send a Settlement Instruction on both the delivering and the receiving Securities Accounts.’) to associate it with the elements Securities Movement Type, receiving securities account and delivering securities account to determine which accounts require authorisation.

UDFS-Chapter 3.3.8.4.2 SecuritiesSettlementTransactionInstructionV03 (sese.023.001.03), pages 1282-1290

MESSAGE ITEM	DATA TYPE / CODE	BUSINESS RULES
-----------------	------------------	-------------------

<p>SecuritiesMovementType Document/ScitiesSttlmTxInstr/SttlmTpAndAddtlParams/ScitiesMvmntTp</p>	<p>ReceiveDelivery1Code</p>	<p>IIMP081 IIMP082 IIMP128 IIMP129 MVCP010 MVCV237 MVCV243 MVCV248 MVCV253 MVCV271 MVCV272 MVCV279 MVCV280 MVCV281 MVCV282 MVCV287 MVCV288 MVCV298 MVCV299 MVIC315 MVIC317 MVIC318 MVR929 MVR941 MVR942</p>
<p>Identification Document/ScitiesSttlmTxInstr/DlvrgSttlmPties/Pty1/SfkpgAcct/Id</p>	<p>RestrictedFINXMax35Text</p>	<p>IIMP129 MVCP010 MVCP044 MVCV001 MVCV003 MVCV271 MVCV273 MVCV275 MVCV276 MVCV280</p>
<p>Identification Document/ScitiesSttlmTxInstr/RcvgSttlmPties/Pty1/SfkpgAcct/Id</p>	<p>RestrictedFINXMax35Text</p>	<p>IIMP128 MVCP010 MVCP044 MVCP124 MVCP126 MVCV002 MVCV003 MVCV272 MVCV274 MVCV275 MVCV277 MVCV281 MVCV282</p>

T2S-Business Rules Notes, present on MyStandards and available via link in the UDFS, will amended.

22 EUROSYSYSTEM UPDATE [T2SQ-4367]: page 1316 (UDFS-Section 3.3.8.6 SecuritiesSettlementTransactionConfirmationV03 (sese.025.001.03));

Update of the message documentation by amending the ‘T2S-Mapping’ for the ‘Priority’ of message sese.025. (Concerns only the pdf and xml documents as found in MyStandards.)

The current ‘T2S-Mapping’ points to Settlement Transaction but it needs to be updated to Settlement Instruction.

T2S UDFS 2.0 sese.025.pdf, Chapter 5.22.1 Numeric, page 62

T2S-Mapping:

Priority: ~~Settlement-Transaction~~ Settlement Instruction

23 EUROSYSYSTEM UPDATE [T2SQ-4545]: page 1326 (UDFS - Section 3.3.8.8 SecuritiesSettlementTransactionAllegementNotificationV03(sese.028.001.003)). Correction of example for message sese.028.

Update of the message example by amending a typo concerning the example of message sese.028 regarding the information contained in the ‘SafeKeepingAccount’ field. The XML sample provides the ‘SafeKeepingAccount’ as ‘NONREF’ when it should provide the account provided in the related incoming message. The Safekeeping account information should be included in the following field SciesSttlmTxAllgmtNtfctn /QtyAndAcctDtls/SfkpgAcct/Id.

Message example: sese.028.001.03 T2S Allegement Example.xml

In this example, T2S informs CSD Participant B, CSDPBICXXX, that CSD Participant A, PRTAFRPPXXX, has instructed a DVP Settlement Instruction with reference REFABCD, where it appears as counterparty. The allegement (with T2S reference T1290) contains the relevant information received in the Settlement Instruction instructed by the T2S Actor, CSD Participant A. The file contains a message with the sample data.

24 EUROSYSYSTEM UPDATE: page 1390 (UDFS-Section. 4.1 Index of Business Rules and Error Codes); Update of reason code

Update of the Chapter 4.1 of the UDFS by amending the reason code field as it was wrongly introduced by CR 471.

UDFS-Chapter 4.3 Index of Business Rules and Error Codes, page 1390

DS U17 03	When performing a Security Update request, if the request contains updates to the Final Maturity-Expiry Date, and it is submitted outside of the End of Day period, the request is queued and executed at the start of the End of Day period.	reda .007	reda. 029		RE JT <u>QU</u> <u>ED</u>	Securities update has been queued and will be executed during the End of Day period
-----------------	---	--------------	--------------	--	--	---

25 EUROSYSYSTEM UPDATE: page 43 (UHB-Section 1.1 Overview of the User Handbook); Clarification of the introduction of the UHB due to the upcoming change of status of T2S from project to product

Update of the introduction of the UHB by amending the ‘Updates and Version Management’. It is mentioned which versions have already been delivered to the market during the project phase of T2S. This information becomes unnecessary due to the changing status of T2S from project to product.

UHB-Chapter 1.1 1.1 Overview of the User Handbook, page 43

Updates and Version Management ~~During the T2S project phase, two full versions of the UHB are foreseen. Version 1.0 had been delivered to the target audience in December 2012 and version 2.0 has been delivered in May 2014.~~

During the product phase, regular ~~u~~Updates ~~d~~versions of the UHB will ~~take place~~ be provided on a regular basis.

26 EUROSYSYSTEM UPDATE [PBI-155045]: page 146 (UHB-Section 2.2.2.12 Intra-Position Movement – Details Screen), page 203 (UHB-Section 2.2.2.18 Settlement Instruction – Details Screen), page 377 (UHB-Section 2.3.3.6 Intra-Balance Movement – Details Screen), page 534 (UHB-Section 2.4.1.21 Available Report – Statement of Transactions – Details Screen); Update of ‘Actual Settlement Date and Time’ and ‘Final Settlement Date and Time’ fields

Update of the UHB by amending the field descriptions of the ‘Final Settlement Date and Time’ and the ‘Actual Settlement Date and Time’ fields to be in line with the current descriptions of the ‘Effective Settlement Date’ field in the relevant Usage Guideline.

UHB-Chapter 2.2.2.12 Intra-Position Movement – Details Screen, page 146

Final Settlement Date and Time	Shows the <u>business</u> date and <u>the calendar</u> time when the settlement restriction has been totally settled. Displayed format is: YYYY-MM-DD hh:mm:ss:µsµsµsµsµs
Actual Settlement Date and Time	Shows the <u>business</u> date and <u>the calendar t</u> ime when the settlement restriction has been settled or totally settled. Displayed format is: YYYY-MM-DD hh:mm:ss:µsµsµsµsµs

UHB-Chapter 2.2.2.18 Settlement Instruction – Details Screen, page 203

Actual Settlement Date and Time	Shows the <u>business</u> date and <u>the calendar</u> time stamp when the last settlement occurred. Displayed format is: YYYY-MM-DD hh:mm:ss:µsµsµsµsµs
---------------------------------	--

UHB-Chapter 2.3.3.6 Intra-Balance Movement – Details Screen, page 377

Final Settlement Date and Time	Shows the timestamp <u>business date and the calendar time</u> when the settlement restriction is settled totally. Displayed format is: YYYY-MM-DD hh:mm:ss:µsµsµsµsµs
Actual Settlement Date and Time	Shows the timestamp <u>business date and the calendar time</u> when the last settlement occurred (partially or totally). Displayed format is: YYYY-MM-DD hh:mm:ss:µsµsµsµsµs

UHB-Chapter 2.4.1.21 Available Report – Statement of Transactions – Details Screen, page 534

Actual Settlement Date and Time	Shows the date of the settlement. Displayed format is: YY-MM-DD hh:mm
--	--

27 EUROSYSYSTEM UPDATE [T2SQ-4326]: page 239 (UHB-Section 2.2.2.19 Settlement Instruction – New Screen); Update of ‘Allowed Modification Flag’ field description

Update of the UHB by amending the description of the ‘Allowed Modification Flag’ field in the ‘Settlement Instruction – New Screen’ since the field can be selected by any T2S actor irrespective of whether it is a CSD, CCP, trading platform or stock exchange.

UHB-Chapter 2.2.2.19 Settlement Instruction – New Screen, page 239

Allowed Modification Flag Select, if the modification of the instruction by CSD participants is disallowed from the possible values:

- Yes (default value)
- No

~~It can only be selected by CSDs, CCPs, trading platforms and stock exchanges.~~

Reference for error message [2507]:

- MVCP012

28 EUROSYSYSTEM UPDATE: page 301 (UHB-Section 2.3.1.10 T2S DCA Balance – Search/List Screen), page 2587 (UHB-Section 6.4.2.188 T2S DCA Balance – Search/List Screen); Update of business rules

Update of the UHB by adding the BR QMPC031 to the ‘T2S Dedicated Cash Account Number’ field in the ‘T2S DCA Balances – Search/List’ screen. The update is required to be in line with the implementation.

UHB-Chapter 2.3.1.10 T2S DCA Balances – Search/List Screen, page 301

Cash Balances – Search Criteria

T2S Dedicated Cash Account Number Select the number of the T2S dedicated cash account from the drop-down menu.
If there is only one possible cash account, this field is read-only.
Reference for error message [2586]:

- [QMPC031](#)
- QMPC072

UHB-Chapter 6.4.2.188 T2S DCA Balances – Search/List Screen, pages 2587

Reference for error message	Field or Button	Error Text	Description
QMPC031	<ul style="list-style-type: none"> ■ Search button ■ T2S Dedicated Cash Account Number 	The specified T2S Dedicated Cash Account Number is not known in T2S.	In case a T2S Dedicated Cash Account Number is specified, it has to be known in T2S.
QMPC032	<ul style="list-style-type: none"> ■ Party BIC field ■ Search button 	The specified Party BIC is not known in T2S.	In case a Party BIC is specified, it has to be known in T2S.

29 EUROSYSYSTEM UPDATE [PBI-155275]: page 650 (UHB-Section 2.5.1.5 Party – Details Screen), page 658 (UHB-Section 2.5.1.6 Party – New/Edit Screen), page 680 (UHB-Section 2.5.1.9 Technical Addresses Network Services Link – New/Edit Screen), page 2009 (UHB-Section 6.3.3.129 Party – Details Screen), page

2009 (UHB-Section 6.3.3.130 Party – New/Edit Screen), page 2042 (UHB-Section 6.3.3.192 Technical Addresses Network Services Link – New/Edit Screen); Update of Privileges

Update of the UHB by adding the ‘Technical address network service link details query’ and ‘Create technical address network service link’ to the applicable buttons on the ‘Party – Details Screen’ and ‘Party – New/Edit Screen’; and deleting the ‘Update technical address network service link’ privilege from the ‘Technical Addresses Network Services Link – New/Edit Screen’.

UHB-Chapter 2.5.1.5 Party – Details Screen, page 650

- Privileges** To use this screen, you need the following privileges [2009]:
- Party reference data query
 - Delete party
 - [Technical address network service link details query](#)

UHB-Chapter 2.5.1.6 Party – New/Edit Screen, page 658

- Privileges** To use this screen, you need the following privileges [2009]:
- Create party
 - Update party
 - [Create technical address network service link](#)

UHB-Chapter 2.5.1.9 Technical Addresses Network Services Link – New/Edit Screen, page 680

- Privileges** To use this screen, you need the following privileges [2042]:
- Create technical address network service link
 - ~~■ Update technical address network service link~~
 - Delete technical address network service link

UHB-Chapter 6.3.3.129 Party – Details Screen (List of Privileges), page 2009

Privilege	Privilege Code	Privilege Type	Object Types	Screen Criteria
Technical Address Network Service Link Details Query	NCQ_DisplayTechAddressNetSerLink	System	n/a	Technical address network services link button

UHB-Chapter 6.3.3.130 Party – New/Edit Screen (List of Privileges), page 2009

Privilege	Privilege Code	Privilege Type	Object Types	Screen Criteria
Create Technical Address Network Service Link	NCO_CreateTechnAddressNetServLink	System	n/a	Technical address network services link button

UHB-Chapter 6.3.3.192 Technical Addresses Network Services Link – New/Edit Screen (List of Privileges), page 2042

Privilege	Privilege Code	Privilege Type	Object Types	Screen Criteria
Create Technical Address Network Service Link	NCO_Create-TechnA-ddress-NetServ-Link	System	n/a	New mode

Update Technical Address Network Service Link	NCO_Update- TechnA-ddress- NetServ-Link	System	n/a	Edit mode
Delete Technical Address Network Service Link	NCO_Delete- TechnA-ddress- NetServ-Link	System	n/a	Delete button

30 EUROSYSTEM UPDATE: page 730 (UHB-Section 2.5.2.9 Securities Valuation – New Screen), page 1890 (UHB-Section 6.1 Indication of Usage), pages 2355-2362 (UHB-Section 6.4.2.133 Party – New/Edit Screen); Correction of typos

Update of the UHB by amending several typos.

UHB-Chapter 2.5.2.9 Securities Valuation – New Screen, page 730

Submit	This function enables you to create or edit a securities valuation. Next screen: <ul style="list-style-type: none"> ■ <i>Securities valuation – new/edit</i> screen References for error messages [2472]: <ul style="list-style-type: none"> ■ DSC3020 ■ DSC3030 ■ DSC3040 ■ DSC3060 ■ DSC3205 ■ DSC3800 ■ DSU3001
--------	--

UHB-Chapter 6.1 Indication of Usage, page 1890

Screen	Usage Indication (CSD/CB)
Credit Memorandum Balance <u>CMB</u> - Details Screen [811]	CB
Credit Memorandum Balance <u>CMB</u> - New/Edit Screen [816]	CB
Credit Memorandum Balances <u>CMBs</u> - Search/List Screen [806]	CB

UHB-Chapter 6.4.2.133 Party – New/Edit Screen (List of References for Error Messages), pages 2355-2362

DPU1005	<ul style="list-style-type: none"> BIC field Street field House Number field Postal Code field City field State or Province field Country Code field Address Value field Technical Address field Maximum Credit Percentage field Use of Maximum Credit Percentage field Collateralisation Procedure field Attribute Value field Type field Restriction field Submit button 	Unknown party	When performing a party update request, the update request of a “minor” entity (such as party name, party code, party technical address, party address) must refer to an existing and active instance of the party.
DPU1006	<ul style="list-style-type: none"> Address Value field Technical Address field Submit button 	Missing mandatory section/field	Each party must have at least one party code, party name, party address and party technical address.
DPC1024	<ul style="list-style-type: none"> Type field Restriction field Submit button 	Invalid restriction type	When performing a party create request, in case of a request for the creation of a party restriction, the created restriction type must refer to an existing type in the market-specific restriction type entity whose object restriction type is party.
DPC1025	<ul style="list-style-type: none"> Type field Restriction field Submit button 	Invalid restriction type	When performing a party create request, in case of a request for the creation of a party restriction, the created restriction type must not overlap with any other party restriction in input having the same restriction type.

DPU1024	<ul style="list-style-type: none"> ■ Type field ■ Restriction field ■ Valid From field ■ Submit button 	Invalid restriction type	When performing a party update request, in case of a request for the creation of a party restriction, the created restriction type must refer to an existing type in the market-specific restriction type entity whose object restriction type is party.
DPU1025	<ul style="list-style-type: none"> ■ Type field ■ Valid From field ■ Restriction field ■ Submit button 	Invalid restriction type	When performing a Party Update request, in case of request for deletion of Party Restriction, it must refer to a closed instance or its Valid From must be greater than the current date.

31 EUROSYSTEM UPDATE [T2SQ-4376]: page 750 (UHB-Section 2.5.3.1 CSD Account Links – Search/List Screen), page 760 (UHB-Section 2.5.3.2 CSD Account Link – New/Edit Screen), page 796 (UHB-Section 2.5.3.7 Securities Accounts Links – Search/List Screen), page 803 (UHB-Section 2.5.3.8 Securities Accounts Link – New/Edit Screen), page 1368 (UHB-Section 3.13.3.6 Link a Securities Account to a T2S Dedicated Cash Account for Cash Settlement Purpose), page 1379 (UHB-Section 3.13.4.6 Link a Securities Account to a T2S Dedicated Cash Account for Cash Settlement Purpose), page 1388 (UHB-Section 3.13.5.5 Link a Securities Account to a T2S Dedicated Cash Account for Cash Settlement Purpose); Update of links

Update of the UHB by amending the links available for the ‘Securities Accounts Links – Search/List Screen’ and the ‘Securities Accounts Link – New/Edit Screen’ in the reference part of the business scenario ‘Link a Securities Account to a T2S Dedicated Cash Account for Cash Settlement Purpose’. The business scenario will be deleted from the ‘CSD Account Links – Search/List Screen’ and the ‘CSD Account Link – New/Edit Screen’.

UHB-Chapter 2.5.3.1 CSD Account Links – Search/List Screen, page 750

References **User Instructions Part**
 This screen is part of the following business scenarios:
 ■ Configure CSD account links [1339]
~~■ Link a securities account to a T2S dedicated cash account for cash settlement purpose [1368]~~

UHB-Chapter 2.5.3.2 CSD Account Link - New/Edit Screen, page 760

References **User Instructions Part**
 This screen is part of the following business scenarios:
 ■ Configure CSD account links [1339]
~~■ Link a securities account to a T2S dedicated cash account for cash settlement purpose [1368]~~

UHB-Chapter 2.5.3.7 Securities Accounts Links – Search/List Screen, page 796

References **User Instructions Part**

~~This screen is not part of a business scenario.~~ [This screen is part of the following business scenario:](#)

[I Link a securities account to a T2S dedicated cash account for cash settlement purpose](#)

UHB-Chapter 2.5.3.8 Securities Accounts Link – New/Edit Screen, page 803

References **User Instructions Part**
~~This screen is not part of a business scenario.~~ [This screen is part of the following business scenario:](#)
[I Link a securities account to a T2S dedicated cash account for cash settlement purpose](#)

UHB-Chapter 3.13.3.6 Link a Securities Account to a T2S Dedicated Cash Account for Cash Settlement Purpose, page 1368

The links available for the Securities Accounts Links – Search/List Screen and the Securities Accounts Link – New/Edit Screen in the 'Reference' part need to be updated in order to refer to the right UHB sections.

UHB-Chapter 3.13.4.6 Link a Securities Account to a T2S Dedicated Cash Account for Cash Settlement Purpose, page 1379

The links available for the Securities Accounts Links – Search/List Screen and the Securities Accounts Link – New/Edit Screen in the 'Reference' part need to be updated in order to refer to the right UHB sections.

UHB-Chapter 3.13.5.5 Link a Securities Account to a T2S Dedicated Cash Account for Cash Settlement Purpose, page 1388

The links available for the Securities Accounts Links – Search/List Screen and the Securities Accounts Link – New/Edit Screen in the 'Reference' part need to be updated in order to refer to the right UHB sections.

32 EUROSYSTEM UPDATE: page 855 (UHB-Section 2.5.4.9 Standing/Predefined Liquidity Transfer Orders – Search/List Screen), page 867 (UHB-Section 2.5.4.11 Standing/Predefined Liquidity Transfer Order – New/Edit Screen), page 904 (UHB-Section 2.5.4.17 T2S Dedicated Cash Account – New/Edit Screen); Update of the format descriptions of 'Amount' fields

Update of the UHB by amending the descriptions of 'Amount' fields in order to refer to the British notation which means decimal places are displayed as decimal points instead of commas.

UHB-Chapter 2.5.4.9 Standing/Predefined Liquidity Transfer Orders – Search/List Screen, page 855

Amount Enter the lower bound of the amount of the order.
 Required format is: max. 23 digits incl. ~~comma~~ [decimal point](#) (max. 18 digits before ~~comma~~ [decimal point](#), max. 5 digits after ~~comma~~ [decimal point](#))

Amount Enter the upper bound of the amount of the order.
 Required format is: max. 23 digits incl. ~~comma~~ [decimal point](#) (max. 18 digits before ~~comma~~ [decimal point](#), max. 5 digits after ~~comma~~ [decimal point](#))

UHB-Chapter 2.5.4.11 Standing/Predefined Liquidity Transfer Order – New/Edit Screen, page 867

Amount* Enter the amount to be credited or debited by the liquidity transfer order.
 Required format is: max. 24 digits incl. ~~comma~~ [decimal point](#) (max. 18 digits before [decimal point](#) ~~comma~~, max. 5 digits after ~~comma~~ [decimal point](#))
 References for error messages [2569]:
 I DCC4092
 I DCU4092
 I DCC4800

- DCU4800
- QMPC005

UHB-Chapter 2.5.4.17 T2S Dedicated Cash Account – New/Edit Screen, page 904

Floor Notification Amount	<p>Enter the lower threshold for notifying the cash manager.</p> <p>Required format is: max. 24 digits incl. comma decimal point (max. 18 digits before comma decimal point, max. 5 digits after comma decimal point)</p> <p>References for error messages [2597]:</p> <ul style="list-style-type: none"> ■ DCC1101 ■ DCC1800 ■ DCU1101 ■ DCU1313 ■ DCU1800
Ceiling Notification Amount	<p>Enter the upper threshold for notifying the cash manager.</p> <p>Required format is: max. 24 digits incl. comma decimal point (max. 18 digits before comma decimal point, max. 5 digits after comma decimal point)</p> <p>References for error messages [2597]:</p> <ul style="list-style-type: none"> ■ DCC1101 ■ DCC1800 ■ DCU1101 ■ DCU1800

33 EUROSYSTEM UPDATE: pages 951-952 (UHB-Section 2.5.6.7 Grant/Revoke Object Privilege – New/Edit Screen), pages 2207-2208 (UHB-Section 6.4.2.82 Grant/Revoke Object Privilege – New/Edit Screen); Update of business rules

Update of the UHB by amending several typos in business rules, specifically in order to change 'DMPG' to 'DRGP', to be in line with the actual error codes used in the software.

UHB-Chapter 2.5.6.7 Grant/Revoke Object Privilege – New/Edit Screen, pages 951-952

Parent BIC	<p>You can choose to either enter the parent BIC of the secured object party or to select it from the suggested items in the drop-down menu.</p> <p>Required format is: max. 11 characters (SWIFT-x)</p> <p>References for error messages [2205]:</p> <ul style="list-style-type: none"> ■ DMPRG009 ■ DMRGP010 ■ DMRGP013 <p>This field is only available and mandatory if the secured element type is set to 'Party and its accounts', 'Party' or 'System Entity'.</p>
Party BIC	<p>You can choose to either enter the BIC of the secured object party or to select it from the suggested items in the drop-down menu.</p> <p>Required format is: max. 11 characters (SWIFT-x)</p> <p>References for error messages [2205]:</p>

- I ~~DMP~~RG009
- I ~~DM~~RG010
- I ~~DM~~RG013

This field is only available and mandatory if the secured element type is set to 'Party and its accounts', 'Party' or 'System Entity'.

UHB-Chapter 6.4.2.82 Grant/Revoke Object Privilege – New/Edit Screen (List of References for Error Messages), pages 2207-2208

DMPG004 <u>DRGP004</u>	I Submit button	System Privilege missing; cannot be granted outside of system entity	When performing a Grant Privilege request, it is only possible to grant an object privilege if the grantee already has the related system privilege.
DMPG005 <u>DRGP005</u>	I Submit button	Invalid grantee party	When performing a Grant Privilege request to grant a system privilege to a Party, the grantee party must be an active one in the default data scope of the grantor.
DMPG007 <u>DRGP007</u>	I Submit button	Invalid Grantee User	When performing a Grant Privilege request, the User to be granted with a privilege must refer to an existing one in T2S belonging to the same party as the gran-tor, with the following exceptions: - The T2S Operator can grant any privilege to any User. - CSD/NCB Party Administrators can grant the privilege 'Administer Party' to any User within their own System Entity.
DMPG008	I Submit button	Invalid grantee role	When performing a Grant Privilege request, the Role to be granted with a privilege must refer to an existing one in the data scope of the grantor.
DM RG008	I Submit button	Invalid grantee role	When performing a Grant Privilege request, the Role to be granted with a privilege must refer to an existing one in the data scope of the grantor.

34 EUROSYSTEM UPDATE [T2SQ-4364]: page 1233 (UHB-Section 3.2.2 Configuration of a Privilege (Two-Step Approach)); Update of privileges related to the party administrator

Update of the UHB by amending the ‘Overview’ to reflect all the privileges that the user of the superior hierarchical party needs to grant to the party administrator users. There it is stated that only one privilege is sufficient to be provided to the party administrator users of the inferior party hierarchy in a two-step approach.

UHB-Chapter 3.2.2 Configuration of a Privilege, page 1233

Overview This business package describes the configuration of a privilege. A privilege identifies the capability of triggering one or several T2S user functions and it is the basic element to assign access rights to users. Each privilege, just after its creation, is only available to the party administrators of the T2S operator. The privilege becomes available to an administrator of a party different from the T2S operator only after this privilege has been granted to this party. From this moment on, the party administrator can grant this privilege. This is the so called two-step approach.

A privilege can be granted to a party, a role or to another user, respecting the order imposed by the two-step approach:

1° step:

The user of the superior hierarchical party (T2S operator/CSD or CB users) grants all the relevant privileges to the inferior hierarchical party (CSD or CB/CSD participant or payment bank);

The user of the superior hierarchical party (T2S operator/CSD or CB users) grants the ~~‘ARM_AdministerParty’~~ following privileges to the party administrator users of the inferior hierarchical party (CSD or CB/CSD participant or payment bank):

- [I Administer party](#)
- [I Grant privilege](#)
- [I Grant/revoke role](#)
- [I Granted system privileges list query](#)
- [I Granted object privileges list query](#)
- [I Granted roles list query](#)

2° step:

From now on the party administrator user can manage the access rights for all the other users belonging to that party and to its participants.

To configure a privilege, carry out the following business scenarios in the predefined order.

35 EUROSYSTEM UPDATE [T2SQ-4435]: pages 1566-1569 (UHB-Section 5.2.4.5 COLL.02 - T2SDCA: Settled or Cancelled (automatic or manual) Collateralisation Instructions – Search Screen), pages 1569- (UHB-Section 5.2.4.6 COLL.02 - T2SDCA: Settled or Cancelled (automatic or manual) Collateralisation Instructions – List Screen); Update of context, field descriptions and screenshot to remove cancelled Collateral and Relocation details

Update of the UHB by amending the screen description since the cancellation of auto-collateralisation and relocation instructions is not possible.

UHB-Chapter 5.2.4.5 COLL.02 - T2SDCA: Settled or Cancelled (user, system automatic or manual) Collateralisation Instructions – Search Screen, pages 1566-1569

Context of Usage This screen contains a number of search fields. By inputting the relevant data, you can search for settled or cancelled (by user, by system automatically or manually) collateralisation instructions either for a predefined timescale or between two business dates. The search results will be displayed in a report, which is sorted by transaction category and difference between the settlement date and the intended settlement date, the settlement status and the

user, system or manual or cancellation indicator. The report is displayed in an array. A user uses this screen to check the collateralisation activity of a CB, a payment bank or a T2S dedicated cash account.

The activity is the number of collateralised instructions settled or cancelled during the selected period and the related amount.

Screen Access | LTSI public folder >> T2S >> COLL >> COLL.02 – T2SDCA: Settled or Cancelled (user, systemautomatic or manual) Collateralisation Instructions - search screen

Screenshot

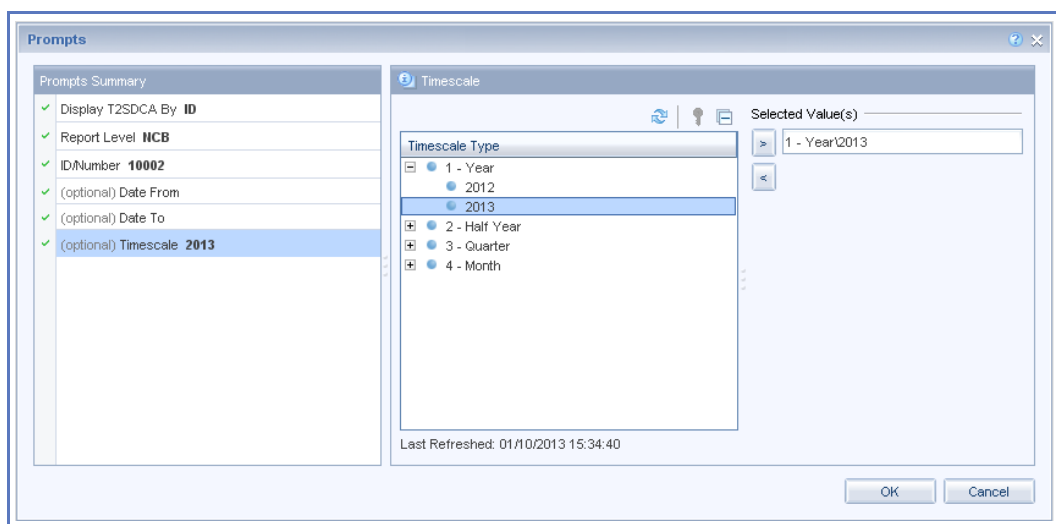


Fig. 235: T2S DCA settled or cancelled (user, systemautomatic or manual) collateralisation instructions – search screen

Field Description T2SDCA: Settled or Cancelled (user, systemautomatic or manual) Collateralisation Instructions – Search Criteria

Buttons

- | | |
|--------|--|
| OK | <p>This function enables you to start a search according to the criteria entered. The results are displayed in a list on the next screen.
 Next screen:
 T2SDCA: Settled or cancelled (<u>user, systemautomatic</u> or manual) collateralisation instructions – list screen [1569]
 References for error messages : [2655]
 01
 02
 03
 06
 09
 12
 17</p> |
| Cancel | <p>This function enables you to cancel the process and return to the previous screen.
 Next screen:
 T2SDCA: Settled or cancelled (<u>user, systemautomatic</u> or manual) collateralisation instructions – list screen [1569]</p> |

UHB-Chapter 5.2.4.6 COLL.02 - T2SDCA: Settled or Cancelled (user, systemautomatic or manual) Collateralisation Instructions – List Screen, page 1569-1569

Context of Usage This screen shows the search results for all settled or cancelled collateralisation instructions in an array at CB, payment bank or T2S DCA level, during a chosen period of time. There is no sort within this display unless a drill down has been requested. In such case, the results

will be sorted by timescale or by NCB (or payment bank or T2S DCA level depending on the report level selected in the search screen).

The settled collateralised instructions are displayed in numbers and in amount according to the difference between the settlement date and the intended date with a total per transaction category (collateral, reverse collateral, relocation) and settlement status (settled, cancelled **automatically by user, cancelled by system**, cancelled manually). The information is displayed in an array.

Screen Access

LTSI public folder >> T2S >> COLL >> COLL.02 – T2SDCA: Settled or cancelled (user, system **automatic** or manual) collateralisation instructions - search screen >> Click on the run report button

Screenshot

		Settlement Day – Intended Day = 0		Settlement Day – Intended Day = 1		Settlement Day – Intended Day >1	
		NB Instructions	Original Amount	NB Instructions	Original Amount	NB Instructions	Original Amount
COLA	Settled (System)	200	2,336,652.66	0	0.00	0	0.00
CORE	Settled (System)	30	2,028,800.88	0	0.00	0	0.00
RCOL	Settled (System)	126	2,191,125.22	0	0.00	2	1,800.00
	Cancelled (User)	0	0.00	0	0.00	0	0.00
	Cancelled (System)	0	0.00	0	0.00	0	0.00
	Cancelled (Manual)	0	0.00	0	0.00	0	0.00
RCOL	Total	126	2,191,125.22	0	0.00	2	1,800.00
Total		356	6,536,578.76	0	0.00	2	1,800.00

Fig. 236: T2SDCA settled or cancelled (user, system **automatic** or manual) collateralisation instructions - list screen

Field Description

T2SDCA: Settled or Cancelled (user, system **automatic or manual) Collateralisation Instructions**

- Number of SI: Shows the number of collateralisation instructions aggregated per difference between settlement day/intended day, transaction category and settled/cancelled indicator + manual/user/system **automatic** indicator.
- Original Amount: Shows the original amount of collateralisation instructions aggregated per difference between settlement day/intended day, transaction category and settled/cancelled indicator + manual/user/system **automatic** indicator. The values are expressed in millions.
- Settled/Cancelled Indicator + Manual/System/User **Automatic** Indicator: Shows the sub-aggregates from one of the possible values :
 - if the cancellation status is not 'cancelled', the aggregate's name is 'Settled (System)'
 - if the cancellation status is 'cancelled' and manual/automatic indicator is 'automatic **by the system**', the aggregate's name is 'Cancelled (SystemA)'
 - if the cancellation status is 'cancelled' and manual/automatic indicator is 'automatic **by the user**', the aggregate's name is 'Cancelled (User)'
 - if the cancellation status is 'cancelled' and manual/automatic indicator is 'manual', the aggregate's name is 'Cancelled (Manual)'

Buttons

Drill	<p>This function enables you to display a detailed view of the selected dimension.</p> <p>Drilling up/down is possible either by:</p> <ul style="list-style-type: none"> ■ The 'Account Scope' hierarchy: NCB/Payment Bank or T2SDCA ■ Or by 'Predefined Timescale' hierarchy: day/month/quarter/half-year/year. <p>Users are not allowed to drill along 2 dimensions at the same time Drilling up is only possible until the initial display corresponding to the criteria selected in the search screen.</p> <p>Next screen:</p> <ul style="list-style-type: none"> ■ T2SDCA: <i>Settled or cancelled</i> (user, systemautomatic or manual) <i>collateralisation instructions – list screen</i>
Filter Bar	<p>This function enables you to apply filters to your view of the document. Click on the <i>filter bar</i> button and set the filters. For example, a filter can be added on the dimension 'Currency' to shows only settlement instructions settled in EUR.</p> <p>Next screen:</p> <ul style="list-style-type: none"> ■ T2SDCA: <i>Settled or cancelled</i> (user, systemautomatic or manual) <i>collateralisation instructions – list screen</i>

36 EUROSYSTEM UPDATE [T2SQ-4368]: page 2034 (UHB-Section 6.3.3.173 Settlement Instructions – Search/List Screen); Update the privilege type for the Settlement Instruction Query to be aligned with UDFS

Update of the UHB by amending the privilege type and the object types for the 'Settlement Instruction Query' to be in line with the UDFS.

UHB-Chapter 6.3.3.173 Settlement Instructions – Search/List Screen (List of Privileges), page 2034

Privilege	Privilege Code	Privilege Type	Object Types	Screen Criteria
Settlement Instruction Query	DDQ_SettlInstructQuery	System	n/a	n/a
		Object	Securities Account Party	

37 EUROSYSTEM UPDATE: UDFS Section 1.6.5.7.6 Billing data collection process v2.0 page 670 table 162 Items charged to CSDs (Settlement Services Category)

Regarding the billing of instructions with priority, the service items on surcharge for top/high priority settlement instructions have to be slightly enhanced. It has to be mentioned that the surcharge is applied to the instructions with "reserved priority" as well. This is to align the UDFS with the Framework Agreement

For every service item related to top/high priority instructions the columns "counted events" and "further information" will be enhanced by the information that reserved priority also attracts the same surcharge.



Service Item	Charged To		Counted Events	Further Information
	Credited Securities Account	Debited Securities Account		
Delivery versus Payment full (top/high priority)	x	-	each settled DVP/DWP flagged with top, reserved or high priority settled outside the night-time cycle settled during the billing period	Only the instruction flagged with top, reserved or high priority is charged, i.e. only one account is charged. If both instructions are flagged, both are charged. The charge applied is a surcharge. DWPs are charged in the same way like DVPs. Realignment Instructions are not charged. All items stemming from auto-collateralisation do not attract a charge.
	-	x		
Delivery versus Payment partial (top/high priority)	x	-	each partially settled DVP/DWP (in context with partial settlements) flagged with top, reserved or high priority settled outside the night-time cycle settled during the billing period	Only the instruction flagged with top, reserved or high priority is charged, i.e. only one account is charged. If both instructions are flagged, both are charged. The charge applied is a surcharge. DWPs are charged in the same way like DVPs. Realignment Instructions are not charged.
	-	x		
Delivery versus Payment last partial (top/high priority)	x	-	each partially settled DVP/DWP completing the settlement (in context with partial settlements) flagged with top, reserved or high priority settled outside the nighttime cycle settled during the billing period	Only the instruction flagged with top, reserved or high priority is charged, i.e. only one account is charged. If both instructions are flagged, both are charged. The charge applied is a surcharge. DWPs are charged in the same way like DVPs. Realignment Instructions are not charged.
	-	x		
Free of Payment full (top/high priority)	x	-	each settled FOP flagged with top, reserved or high priority settled outside the night-time cycle settled during the billing period	Only the instruction flagged with top, reserved or high priority is charged, i.e. only one account is charged. If both instructions are flagged, both are charged. The charge applied is a surcharge. Realignment Instructions are not charged. All items stemming from auto-collateralisation do not attract a charge.
	-	x		
Free of Payment partial (top/high priority)	x	-	each partially settled FOP (in context with partial settlements) flagged with top, reserved or high priority settled outside the nighttime	Only the instruction flagged with top, reserved or high priority is charged, i.e. only one account is charged. If both instructions are flagged, both are charged. The charge applied is a surcharge. Realignment Instructions

	-	x	cycle settled during the billing period	are not charged.
Free of Payment last partial (top/high priority)	x	-	each partially settled FOP completing the settlement (in context with partial settlements) flagged with top, reserved or high priority settled outside the night-time cycle settled during the billing period	Only the instruction flagged with top, reserved or high priority is charged, i.e. only one account is charged. If both instructions are flagged, both are charged. The charge applied is a surcharge. Realignment Instructions are not charged.
	-	x		
Payment free of delivery (top/high priority)	x	-	each settled PFOD flagged with top, reserved or high priority settled outside the night-time cycle settled during the billing period	Only the instruction flagged with top, reserved or high priority is charged, i.e. only one account is charged. If both instructions are flagged, both are charged. The charge applied is a surcharge. Realignment Instructions are not charged. All items stemming from auto-collateralisation do not attract a charge.
	-	x		
Account Allocation (DVP/FOP account allocations flag) full (top/high priority)	x	-	each settled Account Allocation flagged with top, reserved or high priority settled outside the nighttime cycle booked on at least one account with a "DVP/FOP account allocations" flag settled during the billing period	Only the instruction flagged with top, reserved or high priority is charged, i.e. only one account is charged. If both instructions are flagged, both are charged. The charge applied is a surcharge. As regards the DVP/FOP account allocation flag, even if only one account is marked with a "DVP/FOP account allocations" flag, the instruction is treated as an Account Allocations for both parts of the transaction. DWPs are charged in the same way like DVPs. Realignment Instructions are not charged. All items stemming from auto-collateralisation do not attract a charge.
	-	x		
Account Allocation (DVP/FOP account allocations flag) partial (top/high priority)	X	-	each partially settled Account Allocation (in context with partial settlements) flagged with top, reserved or high priority settled outside the night-time cycle booked on at least one account with a "DVP/FOP account allocations" flag settled during the billing period	Only the instruction flagged with top, reserved or high priority is charged, i.e. only one account is charged. If both instructions are flagged, both are charged. The charge applied is a surcharge. As regards the DVP/FOP account allocation flag, even if only one account is marked with a "DVP/FOP account allocations" flag, the instruction is treated as an Account Allocations for both parts of the transaction. DWPs are charged in the same way like DVPs. Realignment Instructions are not charged.

Account Allocation (DVP/FOP account allocations flag) last partial (top/high priority)	x	-	each partially settled Account Allocation completing the settlement (in context with partial settlements) flagged with top, <u>reserved</u> or high priority settled outside the night-time cycle	Only the instruction flagged with top, <u>reserved</u> or high priority is charged, i.e. only one account is charged. If both instructions are flagged, both are charged. The charge applied is a surcharge. As regards the DVP/FOP account allocation flag, even if only one account is marked with a "DVP/FOP account allocations" flag, the instruction is treated as an Account Allocations for both parts of the transaction. DWPs are charged in the same way like DVPs. Realignment Instructions are not charged.
	-	x	booked on at least one account with a "DVP/FOP account allocations" flag settled during the billing period	
Account Allocation (DVP/FOP-or FOP account allocations flag) full (top/high priority)	x	-	each settled Account Allocation flagged with top, <u>reserved</u> or high priority settled outside the nighttime cycle booked on at least one account with either a "DVP/FOP account allocations" or "FOP account allocations" flag settled during the billing period	Only the instruction flagged with top, <u>reserved</u> or high priority is charged, i.e. only one account is charged. If both instructions are flagged, both are charged. Both accounts are charged. The charge applied is a surcharge. As regards the DVP/FOP or FOP account allocation flag, even if only one account is marked with a DVP/FOP account allocations" or "FOP account allocations" flag, the instruction is treated as an Account Allocations for both parts of the transaction. DWPs are charged in the same way like DVPs. Realignment Instructions are not charged. All items stemming from auto-collateralisation do not attract a charge.
	-	x		
Account Allocation (DVP/FOP-or FOP account allocations flag) partial (top/high priority)	x	-	each partially settled Account Allocation (in context with partial settlements) flagged with top, <u>reserved</u> or high priority settled outside the night-time cycle booked on at least one account with either a "DVP/FOP account allocations" or "FOP account allocations" flag settled during the billing period	Only the instruction flagged with top, <u>reserved</u> or high priority is charged, i.e. only one account is charged. If both instructions are flagged, both are charged. The charge applied is a surcharge. DWPs are charged in the same way like DVPs. Realignment Instructions are not charged.
	-	x		
Account Allocation (DVP/FOP-or FOP account allocations flag) last partial (top/high priority)	x	-	each partially settled Account Allocation completing the settlement (in context with partial settlements) flagged with top, <u>reserved</u> or high priority settled outside the night-time cycle booked on at least one account with either a "DVP/FOP account allocations" or "FOP account allocations" flag settled during the billing period	Only the instruction flagged with top, <u>reserved</u> or high priority is charged, i.e. only one account is charged. If both instructions are flagged, both are charged. The charge applied is a surcharge. DWPs are charged in the same way like DVPs. Realignment Instructions are not charged.
	-	x		

High level description of Impact:

Outcome/Decisions:

* CRG meeting of 9 July 2015: The CRG put the Change Request on hold. The CRG agreed to update the Change Request to include an additional editorial item (i.e. item 37) related to billing of instructions with reserved priority to align the UDFS with the Framework Agreement. The CRG members will provide the comments on the Change Request until 16 July 2015.

* CRG written procedure from 14 to 21 August 2015: The CRG recommended the approval of the Change Request.

* OMG on 31 August 2015: During a written procedure from 24 to 31 August 2015, the Operations Managers Group did not identify any operational impact of the Change Request.

* Advisory Group's advice on 7 September 2015: The AG was in favour of approving the Change Request.

* CSD Steering Group's resolution on 8 September 2015: The CSG took the resolution to approve the Change Request.